





CNE: 022/A 7/6/36 C RETURN 2/8/11  
**C29**

N. DRAWERS		N. SELECTIONS		H	G	DRAWER	SEPARATOR	NOTE EXTRA						
6	3	c	10D	10D	10D	92	R	HACEU7FEB03/030A	Plastico B					
		b	56	56	56									
		a	54	110										
5	5	c	10D	20s	20s	15s	15s	76	R	HACEU7FEB41/080A	Plastico B			
		b	56	28	28	28	28							
		a	54	82	110	138								
4	7	c	15s	15s	15s	10s	10s	8s	8s	60	R	HACEU7FEB70/081A	Plastico B	
		b	24	24	24	24	24	24	24					
		a	22	46	70	94	118	142						
3	7	c	6s	6s	6s	6s	6s	6s	6s	38	F	HACEU7FEA70/042A	Plastico A	
		b	24	24	24	24	24	24	24					
		a	22	46	70	94	118	142						
2	7	c	6s	6s	6s	6s	6s	6s	6s	16	F	HACEU7FEA70/042A	Plastico A	
		b	24	24	24	24	24	24	24					
		a	22	46	70	94	118	142						
1	7	c	6s	6s	6s	6s	6s	6s	6s	2	F	HACEU7FEA70/042AP7	Plastico A	
		b	24	24	24	24	24	24	24					
		a	22	46	70	94	118	142						

c - Type of motor and spiral  
 b - Width sector sales (notches). (1 notch = 3 mm)  
 a - Position separator (notches)

DLZS7-R636F2C29.....

NUMBER: Number of steps spiral (ex. 15=15 Products) - LETTER : R=Right - L=Left - S=Right single - D=Standard doubles spirals (ex. 6D-->   )  
 SYMBOLS:  = Motor support, with motor -  = Motor support, without motor - (no number and letter = no spiral)